



# BIKANER TECHNICAL UNIVERSITY

---

BTU ERP Student Guide

HOW TO FILL FORM

<https://btuexam.com>

Version 0.1

# Registration / पंजीकरण

Click here to Registration /  
पंजीकरण के लिए यहां क्लिक करें

The screenshot displays the Bikaner Technical University (BTU) website. At the top left is the university's logo, followed by the name in Hindi 'बीकानेर तकनीकी विश्वविद्यालय' and English 'BIKANER TECHNICAL UNIVERSITY'. On the top right, there are links for 'ABC ID', 'Helpline', and 'Login'. A central banner reads '\* Form Available Soon...'. Below this, the 'BTU HELPLINE : helpdesk@btuexam.com' is listed. The main content area is divided into two panels. The left panel, titled 'Notification', contains two identical messages: 'Form Available Soon...' with a 'NEW' badge. The right panel, titled 'Student Panel / विद्यार्थी नामिका', features three buttons: 'University / College / Student Login', 'Student Registration' (which is highlighted with a blue arrow from the external text box), and 'Exam Time Table'.

# Search Your Details

Enter your enrol. no.

STUDENT REGISTRATION / विद्यार्थी पंजीकरण

ENTER YOUR ENROLMENT NUMBER

Enter Your Enrolment Number

CSM30P031

Search

Select Your Mobile No. / अपना मोबाइल नंबर चुनें

Select	Name	Father Name	Mother Name	Mobile
<input checked="" type="radio"/>	DEW*NSH*BHO*AK	LAL*T K*MAR*BHO*AK	RA*JU*BH*JAK	XXXXXX7668

MOBILE VERIFY

SEND OTP / ओटीपी भेजें

Important Information

यदि, XXXXX87668 आपका नंबर नहीं है, फिर कॉलेज को परिवर्तन अनुरोध भेजने के लिए नीचे दिए गए बटन पर क्लिक करें ।

If, XXXXX87668 is not your number, Then click on below button to send change request to college.

Send Change Request / परिवर्तन अनुरोध भेजें

Submit / जमा करें



# OTP verification

Select your number and send otp /  
अपना नंबर चुनें और ओटीपी भेजें

STUDENT REGISTRATION / विद्यार्थी पंजीकरण

ENTER YOUR ENROLMENT NUMBER

Enter Your Enrolment Number

BCSM30P031

Search

Select Your Mobile No. / अपना मोबाइल नंबर चुनें

Select	Name	Father Name	Mother Name	Mobile
<input checked="" type="radio"/>	DEW*NSH*BHO*AK	LAL*T K*MAR*BHO*AK	RA*JU*BH*JAK	XXXXXX7668

MOBILE VERIFY

Time Remaining: 01:28

Didn't receive OTP? / क्या ओटीपी नहीं मिला?

RESEND OTP / ओटीपी पुनः भेजें

Enter OTP / ओटीपी दर्ज करें

VERIFY OTP / ओटीपी सत्यापित करें

## Important Information

यदि, XXXXX87668 आपका नंबर नहीं है, फिर कॉलेज को परिवर्तन अनुरोध भेजने के लिए नीचे दिए गए बटन पर क्लिक करें |  
If, XXXXX87668 is not your number, Then click on below button to send change request to college.

Send Change Request / परिवर्तन अनुरोध भेजें

Submit / जमा करें

# OTP verification

Verify OTP / ओटीपी सत्यापित करें

STUDENT REGISTRATION / विद्यार्थी पंजीकरण

ENTER YOUR ENROLMENT NUMBER

Enter Your Enrolment Number

CSM30P031

Search

Select Your Mobile No. / अपना मोबाइल नंबर चुनें

Select	Name	Father Name	Mother Name	Mobile
<input checked="" type="radio"/>	DEW*NSH*BHO*AK	LAL*T K*MAR*BHO*AK	RA*JU*BH*JAK	XXXXXX7668

MOBILE VERIFY

Time Remaining: 01:20

Didn't receive OTP? / क्या ओटीपी नहीं मिला?

RESEND OTP / ओटीपी पुनः भेजें

Enter OTP / ओटीपी दर्ज करें

7

9

2

9

VERIFY OTP / ओटीपी सत्यापित करें

Important Information

यदि, XXXXX87668 आपका नंबर नहीं है, फिर कॉलेज को परिवर्तन अनुरोध भेजने के लिए नीचे दिए गए बटन पर क्लिक करें ।  
If, XXXXX87668 is not your number, Then click on below button to send change request to college.

Send Change Request / परिवर्तन अनुरोध भेजें

Submit / जमा करें



# Create Password

Create Password / पासवर्ड बनाएं

RESEND OTP / ओटीपी पुनः भेजें

Enter OTP / ओटीपी दर्ज करें

7929

VERIFY OTP / ओटीपी सत्यापित करें

📘

Important Information

यदि, XXXXX87668 आपका नंबर नहीं है, फिर कॉलेज को परिवर्तन अनुरोध भेजने के लिए नीचे दिए गए बटन पर क्लिक करें |  
If, XXXXX87668 is not your number, Then click on below button to send change request to college.

Send Change Request / परिवर्तन अनुरोध भेजें

**STEP: 4 - CREATE YOUR PASSWORD / चरण: 4 - अपना पासवर्ड बनाएं**

Create Password / पासवर्ड बनाएं \*

Create your password

Confirm Password / पासवर्ड की पुष्टि कीजिये \*

Confirm password

**INSTRUCTIONS TO CREATE STRONG PASSWORD / मजबूत पासवर्ड बनाने के निर्देश**

1. Includes at least 6 characters / कम से कम 6 अक्षर शामिल हैं
2. Includes number / संख्या शामिल है
3. Includes lowercase letter / लोअरकेस अक्षर शामिल है
4. Includes uppercase letter / अपरकेस अक्षर शामिल है
5. Includes special symbol / विशेष प्रतीक शामिल है

Submit / जमा करें

# Registration Done (Username created, copy it)

STUDENT REGISTRATION / विद्यार्थी पंजीकरण

MOBILE VERIFY

Time Remaining: 01:12

Enter OTP / OTP दर्ज करें

Info Important / महत्वपूर्ण जानकारी

यदि, XX  
If, XX

STEP: 4 - CREATE YOUR PASSWORD / चरण: 4 - अपना पासवर्ड बनाएं

Create Password / पासवर्ड बनाएं \*

.....

INSTRUCTIONS TO CREATE STRONG PASSWORD / मजबूत पासवर्ड बनाने के निर्देश

1. Includes at least 6 characters / कम से कम 6 अक्षर शामिल हैं
2. Includes number / संख्या शामिल है
3. Includes lowercase letter / लोअरकेस अक्षर शामिल है
4. Includes uppercase letter / अपरकेस अक्षर शामिल है
5. Includes special symbol / विशेष प्रतीक शामिल है

Submit / जमा करें

YOUR USERNAME

Great! 🎉 Successfully Registered  
सफलतापूर्वक पंजीकृत

Your Login Username is:  
आपका लॉगिन उपयोगकर्ता नाम है:

**BTUS200347** ✓

Please note down your Username.  
कृपया अपना उपयोगकर्ता नाम नोट कर लें।

Step 1 Completed, Click below "LOGIN" button to login and proceed to next steps  
चरण 1 पूरा हो गया है, लॉगिन करने के लिए नीचे दिए गए "लॉगिन" बटन पर क्लिक करें और अगले चरणों पर आगे बढ़ें

Login


Login

Copy Username /  
उपयोक्तानाम कॉपी करें




# Login


Login




बीकानेर तकनीकी विश्वविद्यालय  
BIKANER TECHNICAL UNIVERSITY



ABC ID



Helpline



Login

### Important Instructions

1. Enter your valid username and password
2. Please check the website url :- <https://btuexam.com>


### UNIVERSITY / COLLEGE / STUDENT LOGIN

**USERNAME \***

[Forgot your username?](#)

**PASSWORD \***

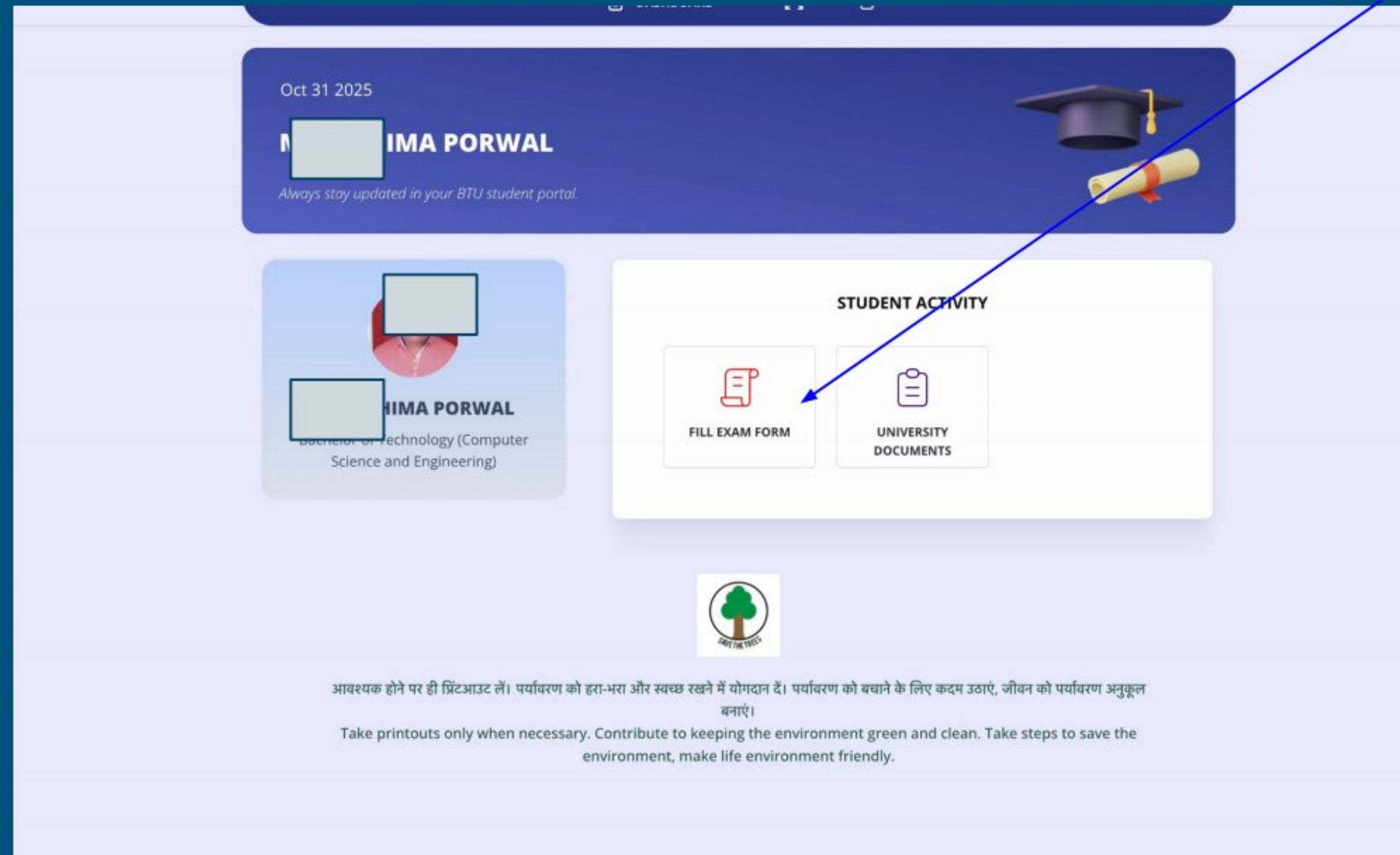
[Forgot your password?](#)

 LOGIN






# Student Dashboard

Fill Form



# Fill Form

Fill Form

 DASHBOARD  

**Fill Examination Form**

MAIN	B.TECH. (COMPUTER SCIENCE AND ENGINEERING) SEM-V NEW-SCHEME MAIN DEC.-2025	<a href="#">FORM FILL</a>	<a href="#">PRINT</a>	<a href="#">CHECK PAYMENT</a>
------	--	---------------------------	-----------------------	-------------------------------

# Step - 1 - Instruction

## B.Tech. (Computer Science and Engineering) SEM-V NEW-SCHEME MAIN DEC.-2025

College : Aryabhat

nology (Computer Science and Engineering)

Session Code: DEC - 2025

1

Instruction

2

Personal

3

Exam Form

4

Preview

5

Payment

Before proceed to fill the form, please read the below Instructions carefully

फॉर्म भरने से पहले कृपया नीचे दिए गए निर्देशों को ध्यान से पढ़ें

### Instructions / निर्देश

1. कृपया आवेदन पत्र भरने से पूर्व दिशा निर्देश, Notification, Fees schedule , College List एवं University website का अवलोकन करें |
2. Application process will be regarded as complete only when the payment has been received by the University  
आवेदन प्रक्रिया तभी पूरी मानी जाएगी जब विश्वविद्यालय द्वारा भुगतान प्राप्त हो जाएगा |
3. The filled exam form will be considered only if the concerned college forwards it to the university along with the prescribed fee.

Next





# Step - 2 - Check Details

Verify

**B.Tech. (Computer Science and Engineering) SEM-V NEW-SCHEME MAIN DEC.-2025**

College : Aryabhatta College Of Engineering And Research Centre, Ajmer - [REDACTED] (Computer Science and Engineering) Session Code: DEC - 2025

✓ Instruction — 2 Personal — 3 Exam Form — 4 Preview — 5 Payment

COLLEGE NAME  
Aryabhatta College Of Engineering And Research Centre, Ajmer - [REDACTED]

COURSE NAME  
Bachelor of Technology (Computer Science and Engineering)

ENROLMENT NO. 23E1AJC [REDACTED] ROLL NO. 23EA [REDACTED] NAME MS.MAHIMA PO [REDACTED] FATHER NAME SUREND [REDACTED] MOTHER NAME PRABHA [REDACTED] Gender FEMALE

Date of Birth 2007-01-08 Mobile No. [REDACTED] Email Id [REDACTED]rabha@gmail.com Category SC

NAME IN HINDI \* [REDACTED] पोरवाल ABC ID / APAR ID \* 123456789012

Back Save & Next

# Step - 3 (subject selection )

	S.No	Category	Course Title	Type	Code
THEORY					
DC					
<input checked="" type="checkbox"/>	1	DC	Operating Systems	T	5CS4-01
<input checked="" type="checkbox"/>	2	DC	Computer Organization and Architecture	T	5CS4-02
<input checked="" type="checkbox"/>	3	DC	Computer Networks	T	5CS4-03
<input checked="" type="checkbox"/>	4	DC	Cloud Computing and DevOps Tools	T	5CS4-04
<input checked="" type="checkbox"/>	5	DC	Machine Learning	T	5CS4-05
DE-I					
<input type="checkbox"/>	6	DE-I	Human Computer Interaction	T	5CS5-11
<input checked="" type="checkbox"/>	7	DE-I	Introduction to Data Science	T	5CS5-12
<input type="checkbox"/>	8	DE-I	Distributed System	T	5CS5-13
DE-II					
<input type="checkbox"/>	9	DE-II	Augmented Reality and Virtual Reality	T	5CS5-14
<input checked="" type="checkbox"/>	10	DE-II	Introduction to Blockchain	T	5CS5-15
<input type="checkbox"/>	11	DE-II	Data Mining and Warehousing	T	5CS5-16
PRACTICAL & SESSIONAL					
DC					
<input checked="" type="checkbox"/>	1	DC	Computer Network Lab	P	5CS4-21
<input checked="" type="checkbox"/>	2	DC	Mobile Application Development Lab	P	5CS4-22
<input checked="" type="checkbox"/>	3	DC	Machine Learning Lab	P	5CS4-23
UI					
<input checked="" type="checkbox"/>	4	UI	Industrial Training	P	5CS7-30
CCA					
<input checked="" type="checkbox"/>	5	CCA	SODECA/Co-Curricular Activity	P	5CS8-00

[Back](#) [Save & Next](#)



# Step - 4 (form preview )

BIKANER TECHNICAL UNIVERSITY

THIS IS A FORM PREVIEW ONLY / यह केवल प्रपत्र पूर्वावलोकन है

EXAMINATION APPLICATION FORM

ODD / EVEN SEM. REGULAR - SESSION 2025-2026

Type of Programme	UG	<div><div></div><div></div><div></div></div>
Name of Course/Branch	Bachelor of Science and Engineering)	
Name of Exam	B.Tech (Engineering) SEM-V	
Session Code	DEC - 25	
Name of College/Institute	Aryabhat And Research Centre, Ajmer	
ABC ID	12345	
Enrollment(No)	23E1A	
Roll No	23EAJ	
Username	BTUS	
Form No	25005	

PERSONAL (DETAILS)

1. Full Name of the Applicant

MS.MAH

2. Father's /Husband's Full Name

SUREND

3. Mother's Full Name

PRABHA PORWAL

4. E-mail ID

P

5. Contact No

6. Date of Birth

0

7. Applicant Gender

8. Category

SC

9. Differently Abled/Divyang

N.A

ENTRY	CATEGORY	CODE	COURSE TITLE	TYPE
REGULAR	DC	SCS4-01	Operating Systems	T
REGULAR	DC	SCS4-02	Computer Organization and Architecture	T
REGULAR	DC	SCS4-03	Computer Networks	T
REGULAR	DC	SCS4-04	Cloud Computing and DevOps Tools	T
REGULAR	DC	SCS4-05	Machine Learning	T
REGULAR	DE-I	SCS5-12	Introduction to Data Science	T
REGULAR	DE-II	SCS5-15	Introduction to Blockchain	T
REGULAR	DC	SCS4-21	Computer Network Lab	P
REGULAR	DC	SCS4-22	Mobile Application Development Lab	P
REGULAR	DC	SCS4-23	Machine Learning Lab	P
REGULAR	UI	SCS7-30	Industrial Training	P
REGULAR	CCA	SCS8-00	SODECA/Co-Curricular Activity	P

Print Date : 31 Oct 2025, 10:07:19 am

Back

Save & Next

Scanned with OKEN Scanner



# Step - 5 (payment )

## B.Tech. (Computer Science and Engineering) SEM-V NEW-SCHEME MAIN DEC.-2025

College : Arya

Course : Bachelor of Technology (Computer Science and Engineering)

Session Code: DEC - 2025



Personal



Exam Form



Preview

Exam Fee	₹ 2200
Late Fee	₹ 0

**TOTAL FEES ₹ 2200**

Pay

Back

## Step - 6 (download form, after success payment )

B.Tech. (Computer Science and Engineering) SEM-V NEW-SCHEME MAIN DEC.-2025

College : Aryabhat

Course : Bachelor of Technology (Computer Science and Engineering)

Session Code: DEC - 2025

Information

Candidates must ensure that their exam forms are forwarded to the university by the concerned college on time.

Submitted and Payment Done Successfully

Download Form

Download Payment Receipt

बीकानेर तकनीकी विश्वविद्यालय  
BIKANER TECHNICAL UNIVERSITY

EXAMINATION APPLICATION FORM  
ODD / EVEN SEM. REGULAR - SESSION 2025-2026

Type of Programme	UG	<div><div></div></div>
Name of Course/Branch	B.Tech. (Computer Science and Engineering)	
Name of Exam	B.Tech. SEM V NEW SCHEME MAIN DEC.-2025	
Session Code	DEC-2025	
Name of College/Institute	Aryabhat Bikaner	
ABC ID	1234567890	
Enrollment(No)	2345678901	
Roll No	2345678901	
Username	BTSEM5ABC123	
Form No	2345678901	
PERSONAL (DETAILS)		
1. Full Name of the Applicant		